


2.7.1 Student satisfaction Survey 2021-22

	<p style="text-align: center;">Khandesh College Education Society's Post Graduate College of Science, Technology and Research, Jalgaon M. J. College Campus, Jalgaon, Maharashtra Awarded 'B+' Grade by NAAC with CGPA 2.52 in 1st cycle Tel. No.: 0257-2236036 Website: https://pgcollege.kces.in E-mail: pgcollege@kces.in</p> <p style="text-align: center;">Recognized by Govt. of Maharashtra vide G. R. No. NGC 2010/247/10 & Affiliated to K. B. C. North Maharashtra University, Jalgaon</p>
---	--

Student Satisfaction Survey for the Year: 2021-22

Questionnaires

1. How much of the syllabus was covered in the class?
 - 4 – 85 to 100%
 - 3 – 70 to 84%
 - 2 – 55 to 69%
 - 1– 30 to 54%
 - 0 –Below 30%
2. How well did the teachers prepare for the classes?
 - 4 –Thoroughly
 - 3 – Satisfactorily
 - 2 – Poorly
 - 1 – Indifferently
 - 0 – Won't teach at all
3. The teacher's approach to teaching can best be described as
 - 4– Excellent
 - 3 – Very good
 - 2 – Good
 - 1 – Fair
 - 0– Poor
4. Fairness of the internal evaluation process by the teachers.
 - 4 – Always fair
 - 3 – Usually fair
 - 2 – Sometimes
 - unfair 1 – Usually
 - unfair
 - 0– Unfair
5. Was your performance in assignments discussed with you?
 - 4 – Every time
 - 3 – Usually
 - 2 – Occasionally/Sometimes
 - 1 – Rarely
 - 0– Never
6. The institute takes active interest in student exchange, field visit opportunities for students.
 - 4 – Regularly

2.7.1 Student satisfaction Survey 2021-22

- 3 – Often
 - 2 – Sometimes
 - 1 – Rarely
 - 0 – Never
7. The teaching and mentoring process in your institution facilitates you in cognitive, social and emotional growth.
- 4 – Significantly
 - 3 – Very well
 - 2 – Moderately
 - 1 – Marginally
 - 0 – Not at all
8. Teachers inform you about your expected competencies, course outcomes and programme outcomes.
- 4 – Every time
 - 3 – Usually
 - 2 – Occasionally/Sometimes
 - 1 – Rarely
 - 0 – Never
9. The teachers illustrate the concepts through examples and applications.
- 4 – Every time
 - 3 – Usually
 - 2 – Occasionally/Sometimes
 - 1 – Rarely
 - 0 – Never
10. The institution makes effort to engage students in the monitoring, review and continuous quality improvement of the teaching learning process.
- 4 – Strongly agree
 - 3 – Agree
 - 2 – Neutral
 - 1 – Disagree
 - 0 – Strongly disagree
11. Teachers encourage you to participate in extracurricular activities.
- 4 – Strongly agree
 - 3 – Agree
 - 2 – Neutral
 - 1 – Disagree
 - 0 – Strongly disagree
12. Efforts are made by the institute/ teachers to inculcate soft skills, life skills and employability skills to make you ready for the world of work.
- 4 – To a great extent
 - 3 – Moderate
 - 2 – Some what
 - 1 – Very little

2.7.1 Student satisfaction Survey 2021-22

0 – Not at all

13. What percentage of teachers use ICT tools such as LCD projector, Multimedia, etc. while teaching.

4 – Above 90%

3 – 70 – 89%

2 – 50 – 69%

1 – 30 – 49%

0 – Below 29%

14. How well were the teachers able to communicate?

4 – Always effective

3 – Sometimes effective

2 – Just satisfactorily

1 – Generally ineffective

0 – Very poor communication

15. Teachers are able to identify your weaknesses and help you to overcome them.

4 – Every time

3 – Usually

2 – Occasionally/Sometimes

1 – Rarely

0 – Never

16. Your mentor does a necessary follow-up with an assigned task to you .

4 – Every time

3 – Usually

2 – Occasionally/Sometimes

1 – Rarely

0 – I don't have a mentor

17. The teachers illustrate the concepts through examples and applications.

4 – Every time

3 – Usually

2 – Occasionally/Sometimes

1 – Rarely

0 – Never

18. The teachers identify your strengths and encourage you with providing right level of challenges.

4 – Fully

3 – Reasonably

2 – Partially

1 – Slightly

0 – Unable to

19. The institute/ teachers use student centric methods, such as experiential learning, participative learning and problem solving methodologies for enhancing learning experiences.

4 – To a great extent

2.7.1 Student satisfaction Survey 2021-22

- 3 – Moderate
- 2 – Some what
- 1 – Very little
- 0 – Not at all

20. The overall quality of teaching-learning process in your institute is very good.

- 4 –Strongly agree
- 3 – Agree
- 2 – Neutral
- 1 – Disagree
- 0 – Strongly disagree

Responses

The screenshot displays a Google Forms interface for a survey titled 'Copy of SSS 21-22'. The 'Responses' tab is active, showing a total of 90 responses. The 'Accepting responses' toggle is turned on. Below the response count, there are three tabs: 'Summary', 'Question', and 'Individual'. The 'Who has responded?' section is expanded, showing a list of email addresses:

- narkhedesayalir@gmail.com
- ojashole99@gmail.com
- hrutupatil681@gmail.com
- patilpunam7940@gmail.com
- mahendranai2807@gmail.com
- lahotiriddhi03@gmail.com
- samgmirza@gmail.com
- sarveshwarade001@gmail.com
- ...

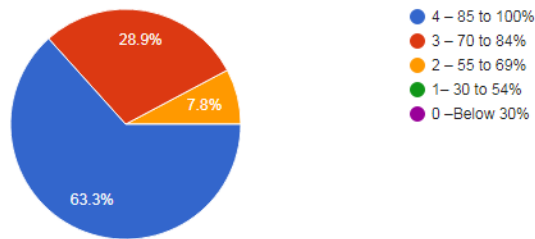
The interface also shows a 'Send' button and a 'Show all' button at the bottom right. The Windows taskbar at the bottom indicates the time is 7:15 PM on 12/21/2022.

2.7.1 Student satisfaction Survey 2021-22

Analysis

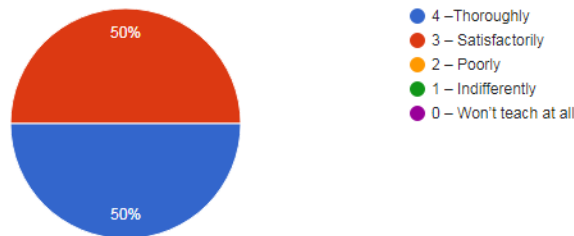
1. How much of the syllabus was covered in the class?

90 responses



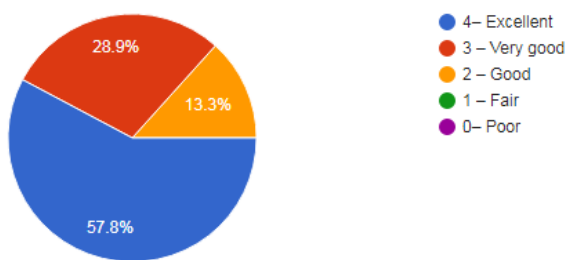
2. How well did the teachers prepare for the classes?

90 responses



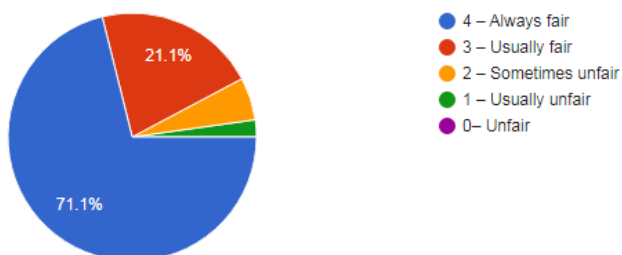
3. The teacher's approach to teaching can best be described as

90 responses



4. Fairness of the internal evaluation process by the teachers.

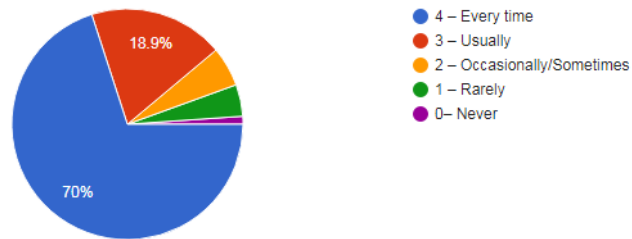
90 responses



2.7.1 Student satisfaction Survey 2021-22

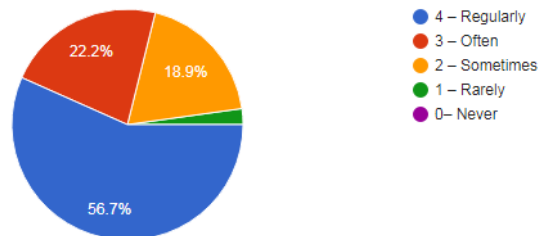
5. Was your performance in assignments discussed with you?

90 responses



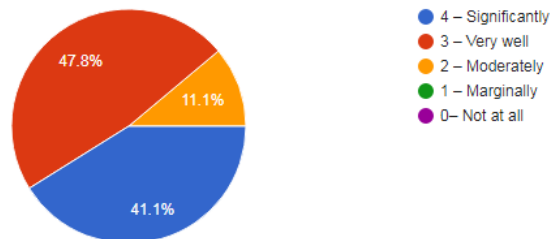
6. The institute takes active interest in student exchange, field visit opportunities for students.

90 responses



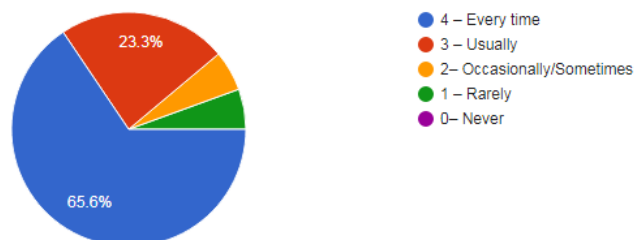
7. The teaching and mentoring process in your institution facilitates you in cognitive, social and emotional growth.

90 responses



8. Teachers inform you about your expected competencies, course outcomes and programme outcomes.

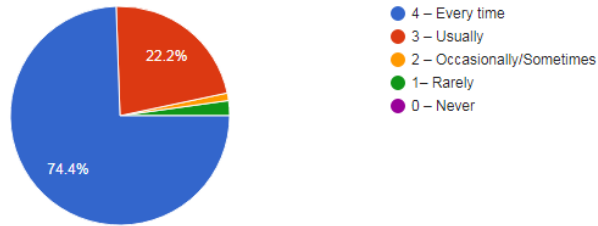
90 responses



2.7.1 Student satisfaction Survey 2021-22

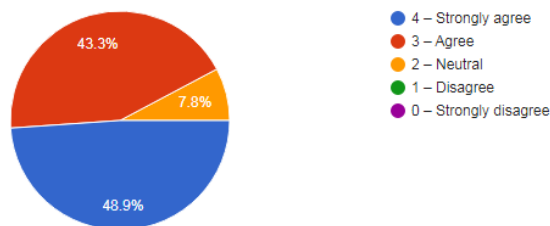
9. The teachers illustrate the concepts through examples and applications.

90 responses



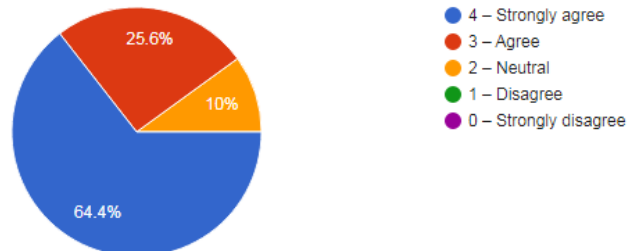
10. The institution makes effort to engage students in the monitoring, review and continuous quality improvement of the teaching learning process.

90 responses



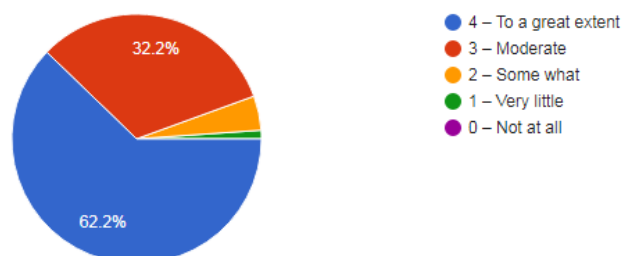
11. Teachers encourage you to participate in extracurricular activities.

90 responses



12. Efforts are made by the institute/ teachers to inculcate soft skills, life skills and employability skills to make you ready for the world of work.

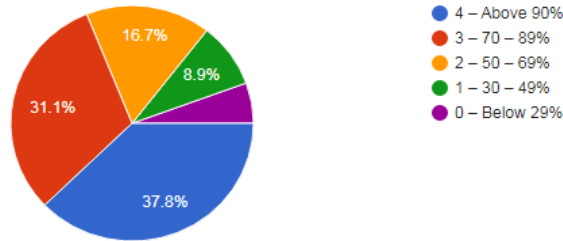
90 responses



2.7.1 Student satisfaction Survey 2021-22

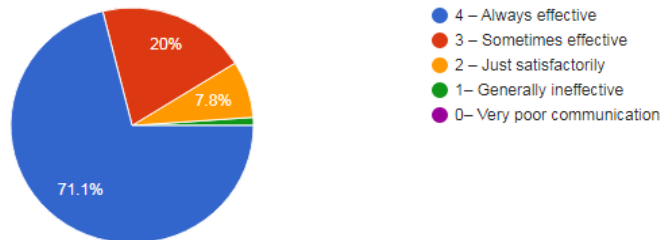
13. What percentage of teachers use ICT tools such as LCD projector, Multimedia, etc. while teaching.

90 responses



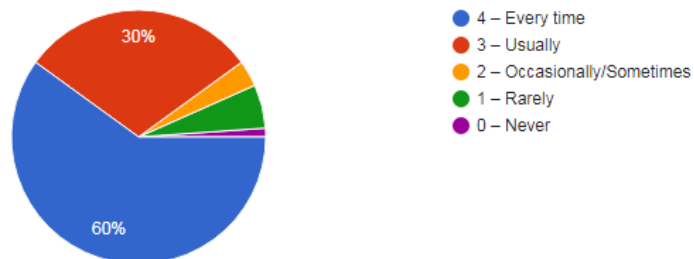
14. How well were the teachers able to communicate?

90 responses



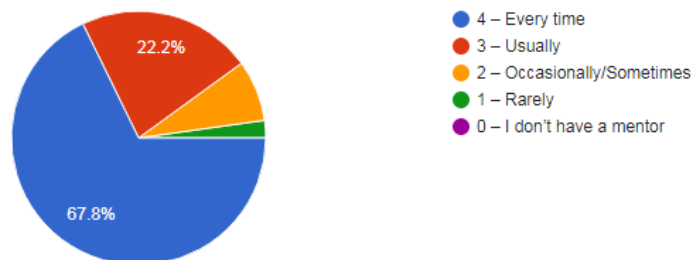
15. Teachers are able to identify your weaknesses and help you to overcome them.

90 responses



16. Your mentor does a necessary follow-up with an assigned task to you

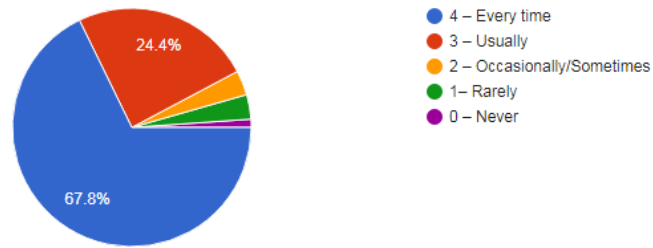
90 responses



2.7.1 Student satisfaction Survey 2021-22

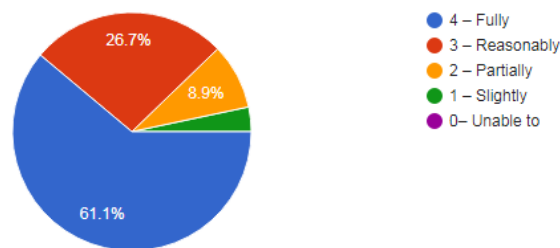
17. The teachers illustrate the concepts through examples and applications.

90 responses



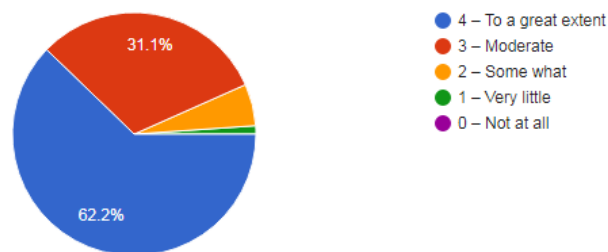
18. The teachers identify your strengths and encourage you with providing right level of challenges.

90 responses



19. The institute/ teachers use student centric methods, such as experiential learning, participative learning and problem solving methodologies for enhancing learning experiences.

90 responses



20. The overall quality of teaching-learning process in your institute is very good.

90 responses

