


2.7.1 Student satisfaction Survey 2022-23

	Khandesh College Education Society's
	Post Graduate College of Science, Arts and Commerce, Jalgaon M. J. College Campus, Jalgaon, Maharashtra Awarded 'B+' Grade by NAAC with CGPA 2.52 in 1st cycle Tel. No.: 0257-2236036 Website: pgcollege.kces.in E-mail: pgcollege@kces.in
Recognized by Govt. of Maharashtra vide G. R. No. NGC 2010/247/10 & Affiliated to K. B. C. North Maharashtra University, Jalgaon	

Student Satisfaction Survey for the Year: 2022-23

Questionnaires

1. How much of the syllabus was covered in the class?
 - 4 – 85 to 100%
 - 3 – 70 to 84%
 - 2 – 55 to 69%
 - 1– 30 to 54%
 - 0 –Below 30%
2. How well did the teachers prepare for the classes?
 - 4 –Thoroughly
 - 3 – Satisfactorily
 - 2 – Poorly
 - 1 – Indifferently
 - 0 – Won't teach at all
3. The teacher's approach to teaching can best be described as
 - 4– Excellent
 - 3 – Very good
 - 2 – Good
 - 1 – Fair
 - 0– Poor
4. Fairness of the internal evaluation process by the teachers.
 - 4 – Always fair
 - 3 – Usually fair
 - 2 – Sometimes
 - unfair 1 – Usually
 - unfair
 - 0– Unfair
5. Was your performance in assignments discussed with you?
 - 4 – Every time
 - 3 – Usually
 - 2 – Occasionally/Sometimes
 - 1 – Rarely
 - 0– Never
6. The institute takes active interest in student exchange, field visit opportunities for students.
 - 4 – Regularly

2.7.1 Student satisfaction Survey 2022-23

- 3 – Often
 - 2 – Sometimes
 - 1 – Rarely
 - 0 – Never
7. The teaching and mentoring process in your institution facilitates you in cognitive, social and emotional growth.
- 4 – Significantly
 - 3 – Very well
 - 2 – Moderately
 - 1 – Marginally
 - 0 – Not at all
8. Teachers inform you about your expected competencies, course outcomes and programme outcomes.
- 4 – Every time
 - 3 – Usually
 - 2 – Occasionally/Sometimes
 - 1 – Rarely
 - 0 – Never
9. The teachers illustrate the concepts through examples and applications.
- 4 – Every time
 - 3 – Usually
 - 2 – Occasionally/Sometimes
 - 1 – Rarely
 - 0 – Never
10. The institution makes effort to engage students in the monitoring, review and continuous quality improvement of the teaching learning process.
- 4 – Strongly agree
 - 3 – Agree
 - 2 – Neutral
 - 1 – Disagree
 - 0 – Strongly disagree
11. Teachers encourage you to participate in extracurricular activities.
- 4 – Strongly agree
 - 3 – Agree
 - 2 – Neutral
 - 1 – Disagree
 - 0 – Strongly disagree
12. Efforts are made by the institute/ teachers to inculcate soft skills, life skills and employability skills to make you ready for the world of work.
- 4 – To a great extent
 - 3 – Moderate
 - 2 – Some what
 - 1 – Very little

2.7.1 Student satisfaction Survey 2022-23

0 – Not at all

13. What percentage of teachers use ICT tools such as LCD projector, Multimedia, etc. while teaching.

4 – Above 90%

3 – 70 – 89%

2 – 50 – 69%

1 – 30 – 49%

0 – Below 29%

14. How well were the teachers able to communicate?

4 – Always effective

3 – Sometimes effective

2 – Just satisfactorily

1 – Generally ineffective

0 – Very poor communication

15. Teachers are able to identify your weaknesses and help you to overcome them.

4 – Every time

3 – Usually

2 – Occasionally/Sometimes

1 – Rarely

0 – Never

16. Your mentor does a necessary follow-up with an assigned task to you .

4 – Every time

3 – Usually

2 – Occasionally/Sometimes

1 – Rarely

0 – I don't have a mentor

17. The teachers illustrate the concepts through examples and applications.

4 – Every time

3 – Usually

2 – Occasionally/Sometimes

1 – Rarely

0 – Never

18. The teachers identify your strengths and encourage you with providing right level of challenges.

4 – Fully

3 – Reasonably

2 – Partially

1 – Slightly

0 – Unable to

19. The institute/ teachers use student centric methods, such as experiential learning, participative learning and problem solving methodologies for enhancing learning experiences.

4 – To a great extent

2.7.1 Student satisfaction Survey 2022-23

- 3 – Moderate
- 2 – Some what
- 1 – Very little
- 0 – Not at all

20. The overall quality of teaching-learning process in your institute is very good.

- 4 –Strongly agree
- 3 – Agree
- 2 – Neutral
- 1 – Disagree
- 0 – Strongly disagree

Responses

The screenshot displays the Google Forms interface for the 'SSS 22-23' survey. The 'Responses' tab is active, showing a total of 66 responses. The interface includes a 'Link to Sheets' button, a toggle for 'Accepting responses' (which is turned on), and three view options: 'Summary', 'Question', and 'Individual'. The 'Who has responded?' section is expanded, showing a list of email addresses. Below this list, there is a field for 'Name of the Student (Surname First Name Middle name)' and a '66 responses' indicator. The Windows taskbar at the bottom shows the time as 12:00 PM on 12/16/2023.

Email
saurabhkapase785@gmail.com
rutujapatil9259@gmail.com
shitalhole930@gmail.com
babaalisayyed1718@gmail.com
saurabhpatil1771@gmail.com
bhoishubhangi9@gmail.com
mistarysiddharth@gmail.com
prasann9503@gmail.com
...

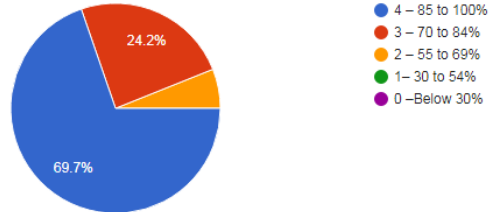
2.7.1 Student satisfaction Survey 2022-23

Analysis

1. How much of the syllabus was covered in the class?

[Copy](#)

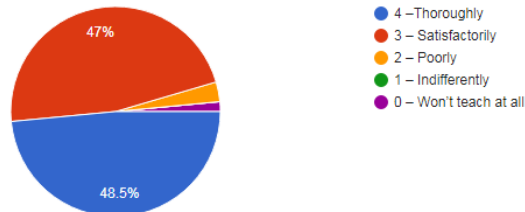
66 responses



2. How well did the teachers prepare for the classes?

[Copy](#)

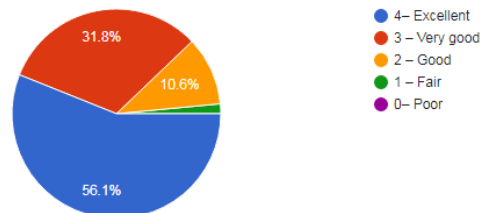
66 responses



3. The teacher's approach to teaching can best be described as

[Copy](#)

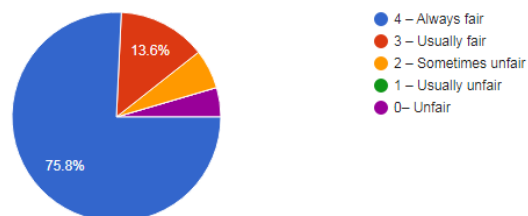
66 responses



4. Fairness of the internal evaluation process by the teachers.

[Copy](#)

66 responses

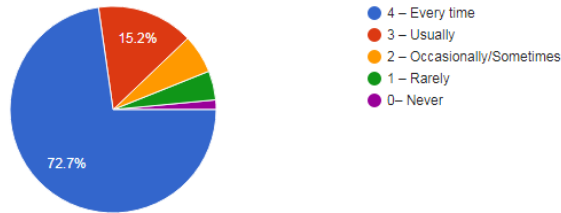


2.7.1 Student satisfaction Survey 2022-23

5. Was your performance in assignments discussed with you?

[Copy](#)

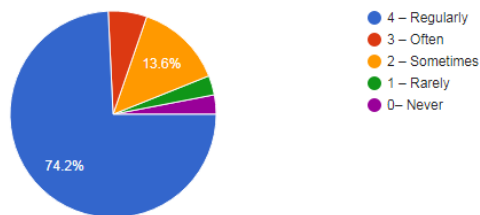
66 responses



6. The institute takes active interest in student exchange, field visit opportunities for students.

[Copy](#)

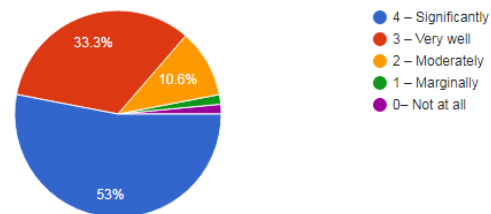
66 responses



7. The teaching and mentoring process in your institution facilitates you in cognitive, social and emotional growth.

[Copy](#)

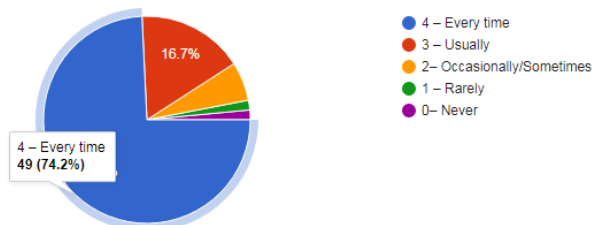
66 responses



8. Teachers inform you about your expected competencies, course outcomes and programme outcomes.

[Copy](#)

66 responses

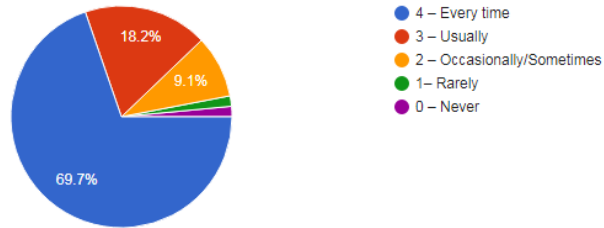


2.7.1 Student satisfaction Survey 2022-23

9. The teachers illustrate the concepts through examples and applications.

[Copy](#)

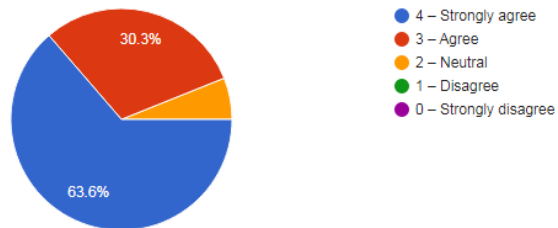
66 responses



10. The institution makes effort to engage students in the monitoring, review and continuous quality improvement of the teaching learning process.

[Copy](#)

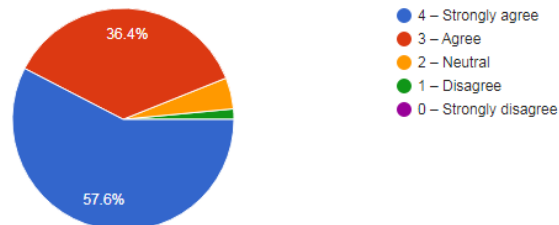
66 responses



11. Teachers encourage you to participate in extracurricular activities.

[Copy](#)

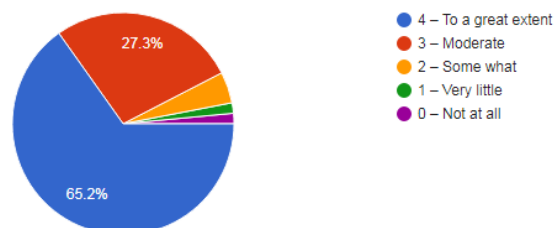
66 responses



12. Efforts are made by the institute/ teachers to inculcate soft skills, life skills and employability skills to make you ready for the world of work.

[Copy](#)

66 responses

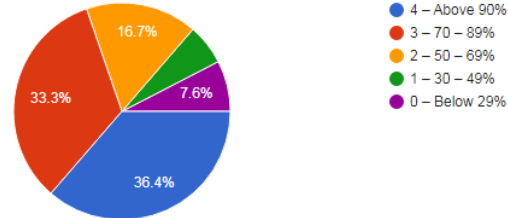


2.7.1 Student satisfaction Survey 2022-23

13. What percentage of teachers use ICT tools such as LCD projector, Multimedia, etc. while teaching.

[Copy](#)

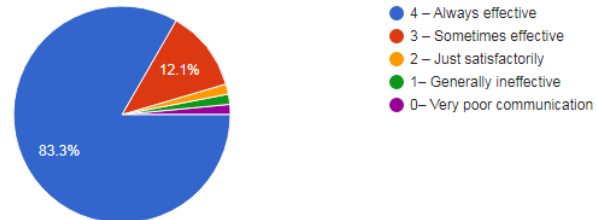
66 responses



14. How well were the teachers able to communicate?

[Copy](#)

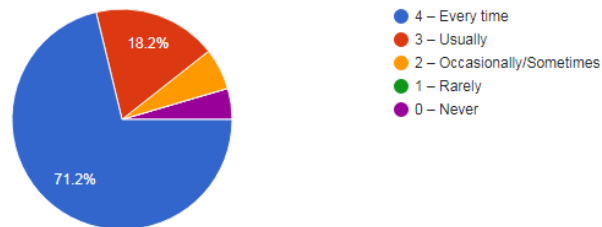
66 responses



15. Teachers are able to identify your weaknesses and help you to overcome them.

[Copy](#)

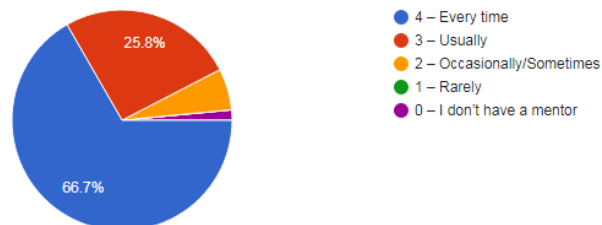
66 responses



16. Your mentor does a necessary follow-up with an assigned task to you

[Copy](#)

66 responses

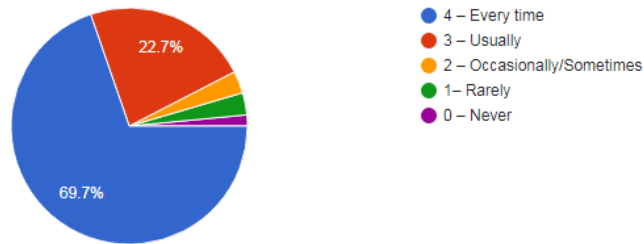


2.7.1 Student satisfaction Survey 2022-23

17. The teachers illustrate the concepts through examples and applications.

[Copy](#)

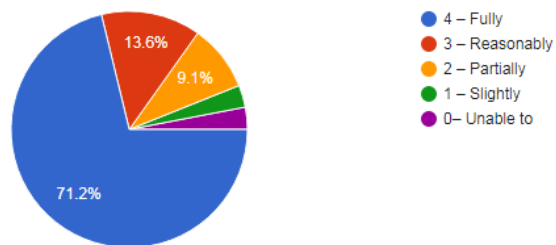
66 responses



18. The teachers identify your strengths and encourage you with providing right level of challenges.

[Copy](#)

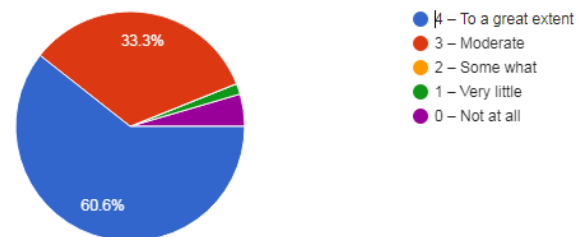
66 responses



19. The institute/ teachers use student centric methods, such as experiential learning, participative learning and problem solving methodologies for enhancing learning experiences.

[Copy](#)

66 responses



20. The overall quality of teaching-learning process in your institute is very good.

[Copy](#)

66 responses

